

7 DAY TOKYO ITINERARY

In This Itinerary, You'll Know:

- ✓ Must visit attractions in Tokyo
- ✓ Recommended time to spend at each attraction
- ✓ How to visit Mt Fuji from Tokyo
- ✓ What to eat in Tokyo
- ✓ How to go to Tokyo's attractions

Resources:



- For my detailed Tokyo itinerary, you can find it here:
<https://preparetravelplans.com/tokyo-itinerary/>
- For Tokyo 7-day itinerary map, you can find it here:
<https://preparetravelplans.com/go/tokyo-itinerary-map/>
- For all my Tokyo articles, you can find it here:
<https://preparetravelplans.com/tokyo/>

Maximizing Savings on Tokyo Attractions

Ticket Prices for Individual Attractions

Attractions	Ticket Prices
SHIBUYA SKY Observation Deck	2,200 yen
TOKYO SKYTREE	1,800 yen
TeamLab Planets TOKYO	3,200 yen
Tokyo Disneyland/ DisneySea	8,400 yen

Buying Individual Tickets vs. Tokyo Multi-Attraction Pass

No. of People	Total Cost of Tickets for 4 Attractions	Tokyo Multi-Attraction Pass	How Much Money Can Be Saved?
1	15,600 yen	15,105 yen	495 yen
2	31,200 yen	30,210 yen	990 yen
4	62,400 yen	60,420 yen	1,980 yen
6	93,600 yen	90,630 yen	2,970 yen



[Check out Tokyo Multi-Attraction Pass here](#)

Save money when sightseeing in Tokyo with the [Tokyo Multi-Attraction Pass](#) instead of buying separate tickets for each attraction.

If you plan to visit popular spots like SHIBUYA SKY Observation Deck, TOKYO SKYTREE, TeamLab Planets TOKYO, and Tokyo Disneyland/DisneySea, the **total cost for separate tickets is 31,200 yen for 2 people**.







However, with a **multi-attraction pass**, you can **enjoy all of these attractions for only 30,210 yen**, helping you **save 990 yen**.

And if you're **traveling with a group of 4 people**, you can **save even more**, with a **total savings of 1,980 yen!**

The pass offers up to 22 activities, you can **find more information via the link provided above**.

Below, I have gathered the lists on: 🙌


- 1. Where to buy discounted attraction tickets to save you money
- 2. Reliable and safe bus transportation for Mount Fuji day trip
- 3. Where to rent reliable and unlimited high-speed portable WiFi device and Japan SIM Card
- 4. Where you can book transfers to or from Haneda and Narita Airports
- 5. My most recommended Tokyo accommodation for easy access to Tokyo's attractions

 Discounted Attraction Ticket/ Other	Where to Buy?
Tokyo Disneyland 🙌	Check Out Here
DisneySea 🙌	Check Out Here
Warner Bros. Studio Tour Tokyo 🙌	Check Out Here
Kimono Rental Asakusa 🙌	Check Out Here
Rickshaw Ride in Asakusa 🙌	Check Out Here
Shibuya Scramble Square 🙌	Check Out Here
Tokyo Skytree 🙌	Check Out Here
Tokyo Tower	Check Out Here
teamLab Planets TOKYO 🙌	Check Out Here
Art Aquarium Museum GINZA	Check Out Here
JR Whole Japan Rail Pass	Check Out Here
 Transportation Service	Where to Book?
Mount Fuji Day Tour from Tokyo (Option 1)	Check Out Here
Mount Fuji Day Tour from Tokyo (Option 2)	Check Out Here
Mount Fuji Day Tour from Tokyo (Option 3)	Check Out Here
Mount Fuji Day Tour from Tokyo (Option 4)	Check Out Here
 Private Car Charter	Where to Book?
Mount Fuji Private Car Charter from Tokyo	Check Out Here
Private Car or Van with Professional English-speaking Driver	Check Out Here
 Rent a Pocket WiFi/ Japan SIM Card	Where to Book?
Unlimited High-Speed Portable WiFi Device 🙌	Check Out Here
Unlimited Data 4G SIM Card	Check Out Here
 Airport Transfer	Where to Book?
Limousine Bus Transfers between Narita or Haneda Airport and Tokyo 🙌	Check Out Here
Keisei Skyliner Train	Check Out Here
Private Haneda International Airport Transfers	Check Out Here
Private Narita International Airport Transfers	Check Out Here
Airport Luggage Delivery Service between Narita or Haneda Airport and Tokyo	Check Out Here
 Highly Recommended Hotel in Shinjuku	Price
Citadines Central	Check Out Here
Tokyu Stay Shinjuku	Check Out Here
Hotel Sunroute Plaza	Check Out Here

Day 1 in Tokyo



8 min.



1. Shinjuku Gyoen National Garden

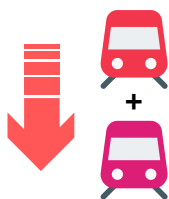


10:00 AM to 12:00 PM | 2 Hours

- **Option 1:** Take the Yamanote Line to Shinjuku Station. From there, you go out of South East Exit and follow by 8 minutes' walk to the garden.
- **Option 2:** Take the Marunouchi Line to Shinjuku-Gyoemmae Station. From there, you go out of Exit 1 and follow by 2 minutes' walk to the garden.



40 min.



2. Ichiran Ramen



12:00 PM – 12:50 PM | 50 Minutes

- 8 minutes' walk to Ichiran Ramen from Shinjuku Gyoen National Garden.

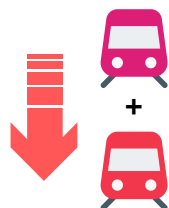


Lunch

[Ichiran Ramen](#)



40 min.



3. Warner Bros. Studio Tour Tokyo



1:30 PM – 5:00 PM | 3.5 Hours

- Take the Tokyo Metro Marunouchi Line from Shinjuku-sanchome Station to Nakano-Sakaue Station. From there, transfer to the Toei Oedo Line and travel to Toshimaen Station. Then, it's a 5-minute walk to the Warner Bros. Studio Tour Tokyo.



4. Sushi Zanmai Shinjuku Higashiguchi



5:40 PM – 6:40 PM | 1 Hour

- Take the Toei Oedo Line from Toshimaen Station to Nakano-Sakaue Station. From there, transfer to the Tokyo Metro Marunouchi Line and travel to Shinjuku Station. Then, it's a 1-minute walk to the Sushi Zanmai Shinjuku Higashiguchi.



Dinner

[Sushi Zanmai Shinjuku Higashiguchi](#) |
[Torikizoku](#) | [Hakata Tenjin Ramen](#)

Photo by Klook




5. Don Quijote

 **6:40 PM to 7:40 PM | 1 Hour**

- 4 minutes' walk to Don Quijote from Sushi Zanmai Shinjuku Higashiguchi.

3 min.




6. Kabukicho

 **7:40 PM to 8:10 PM | 30 minutes**

- 3 minutes' walk to Kabukicho from Don Quijote.

1 min.




7. Godzilla Head

 **8:10 PM to 8:20 PM | 10 minutes**

- 1 minute' walk to Godzilla Head from Kabukicho.

6 min.



8. Omoide Yokochō

 **8:20 PM to 9:20 PM | 1 hour**

- 6 minute's walk to Omoide Yokochō from Godzilla Head.

Day 2 in Tokyo



7 min.



1. Meiji Shrine



9:00 AM to 11:00 AM | 2 Hours

- **Option 1:** Take the Yamanote Line to Harajuku Station. From there, you go out of Omotesando Exit and follow by 6 minutes' walk to Meiji Shrine.
- **Option 2:** Take the Chiyoda Line/ Fukutoshin Line to Meiji-jingumae Station. From there, you go out of Exit 2 and follow by 6 minutes' walk to Meiji Shrine.



2 min.



2. Harajuku's Takeshita Street



11:00 AM to 1:00 PM | 2 Hours

- 7 minutes' walk to Harajuku's Takeshita Street from Meiji Shrine.
- **See page 7 for more details.**



3. Shibuya




1:00 PM to 9:00 PM | 8 Hours

- Take the Yamanote Line from Harajuku Station to Shibuya Station.
- **See page 8 for more details.**

Day 2 in Tokyo - Takeshita Street



1 min.




2 (a.) Paris Kid's

11:00 AM to 11:30 AM | 30 Minutes

- 7 minutes' walk to Paris Kid's from Meiji Shrine.



1 min.




2 (b.) Daiso

11:30 AM to 12:00 PM | 30 Minutes

- 1 minute's walk to Daiso from Paris Kid's.



1 min.




2 (c.)Totti Candy Factory

12:00 PM to 12:10 PM | 10 Minutes

- 1 minute's walk to Totti Candy Factory from Daiso.



1 min.




2 (d.) Marion Crepes

12:10 PM to 12:20 PM | 10 Minutes

- 1 minute's walk to Marion Crepes from Totti Candy Factory.



1 min.




2 (e.) Zakuzaku

12:20 PM to 12:30 PM | 10 Minutes

- 1 minute's walk to Zakuzaku from Marion Crepes.



4 min.



2 (f.) Eiswelt Gelato

12:30 PM to 12:35 PM | 5 Minutes

- 1 minute's walk to Eiswelt Gelato from Zakuzaku.



2 (g.) McDonald's

12:35 PM to 1:00 PM | 25 Minutes


- 4 minutes' walk to McDonald's from Eiswelt Gelato.

[McDonald's](#) | [Yoshinoya](#)
Lunch

Day 2 in Tokyo - Shibuya



1 min.




3 min.



3 min.




1 min.



1 min.



2 min.



10 min.



3 (a.) Hachiko Statue

 **1:00 PM to 1:15 PM | 15 minutes**

- Take the Yamanote Line from Harajuku Station to Shibuya Station. From there, you go out of Hachiko Exit and follow by 1 minute's walk to Hachiko Statue.

3 (b.) Shibuya Crossing

 **1:15 PM to 1:30 PM | 15 Minutes**

- 1 minute's walk to Shibuya Crossing from Hachiko Statue.

3 (c.) Disney Store

 **1:30 PM to 2:00 PM | 30 Minutes**

- 3 minutes' walk to Disney Store from Shibuya Crossing.

3 (d.) Shibuya Center-gai

 **2:00 PM to 3:30 PM | 1.5 hours**

- 3 minutes' walk to Shibuya Center-gai from Disney Store.

3 (e.) Mega Don Quijote

 **3:30 PM to 5:00 PM | 1.5 Hours**

- 1 minute's walk to Mega Don Quijote from Shibuya Center-gai.

3 (f.) Shibuya 109

 **5:00 PM to 6:30 PM | 1.5 Hours**

- 1 minute's walk to Shibuya 109 from Mega Don Quijote.

3 (g.) Uobei Shibuya Dogenzaka

 **6:30 PM to 7:00 PM | 30 minutes**

- 2 minutes' walk to Uobei Shibuya Dogenzaka from Shibuya 109.



[Uobei Shibuya Dogenzaka](#)
Dinner

3 (h.) Shibuya Scramble Square

 **7:00 PM to 9:00 PM | 2 Hours**

- Book your Shibuya Scramble Square tickets [here](#) and get up to 10% extra discount!

- 10 minutes' walk to Shibuya Scramble Square from Uobei Shibuya Dogenzaka.

Day 3 in Tokyo



Tokyo Disneyland



Full Day



Book your Disneyland tickets [here](#) before you kick off your trip. Buying tickets online allows you to bypass the long queues and enter the park directly. You simply scan your e-ticket at the entry gate and start your Disneyland adventure in no time!

- For the best attractions and rides at Tokyo Disneyland, you can find it here:

<https://preparetravelplans.com/tokyo-disneyland-guide/>

- To know how to get there, you can find it here:

<https://preparetravelplans.com/how-to-go-to-tokyo-disneyland-and-disneysea/>




There are many restaurants in Tokyo Disneyland. Therefore, you just choose where you would like to take your lunch or dinner within the theme park to save time.

Day 4 in Tokyo




5 min.



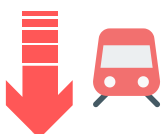
3 min.



13 min.



3 min.



1. Ueno

 **9:00 AM to 11:30 AM | 2.5 Hours**

- Take the Yamanote Line to Ueno Station.
- **See page 11 for more details.**

2. Ameya Yokochi

 **11:30 AM to 12:00 PM | 30 Minutes**

- 5 minutes' walk to Ameya Yokochi from Ueno.

3. Hakata Fuyu

 **12:00 PM to 12:30 PM | 30 Minutes**

- 3 minutes' walk to Hakata Fuyu from Ameya Yokochi.

 [Hakata Fuyu](#)
Lunch


4. Asakusa

 **12:30 PM to 6:30 PM | 6 Hours**

- Take the Ginza Line from Ueno Station to Asakusa Station.
- **See page 12 and 13 for more details.**

5. Tokyo Skytree

 **6:30 PM to 8:30 PM | 2 Hours**

 Book your Tokyo Skytree tickets [here](#) and get up to 15% extra discount!

- **Option 1:** Take the Asakusa Line from Asakusa Station to Oshiage Station. From there, you go out of Exit B3 and follow by 3 minutes' walk to Tokyo Skytree.
- **Option 2:** Take the Tobu Skytree Line from Asakusa Station to Tokyo Skytree Station. From there, you go out of Main Exit and follow by 2 minutes' walk to Tokyo Skytree.

Day 4 in Tokyo - Ueno



1 (a.) Ueno Park



9:00 AM to 10:00 AM | 1 Hour

- Take the Yamanote Line to Ueno Station. From there, you go out of Park Exit and follow by 3 minutes' walk to Ueno Park.

3 min.




1 (b.) Kiyomizu Kannon-do Temple



10:00 AM to 10:30 AM | 30 Minutes

- 3 minutes' walk to Kiyomizu Kannon-do Temple from Ueno Park.

2 min.



1 (c.) Shinobazu Pond



10:30 AM to 11:00 AM | 30 Minutes

- 2 minutes' walk to Shinobazu Pond from Kiyomizu Kannon-do Temple.

1 min.



1 (d.) Bentendo Temple



11:00 AM to 11:30 AM | 30 Minutes

- 1 minute's walk to Bentendo Temple from Shinobazu Pond.

Day 4 in Tokyo - Asakusa



5 min.



3 (a.) Dress Kimono




12:30 PM to 1:30 PM | 1 Hour

- Take the Ginza Line from Ueno Station to Asakusa Station. From there, you go out of Exit 7 and follow by 1 minute's walk to Kimono rental shop.
- Check out [this shop](#) that offers excellent Kimono rental service. On top of that, they also provide hairstyling for women.



4 min.



3 (b.) Sensoji Temple



1:30 PM to 2:00 PM | 30 Minutes

- 5 minutes' walk to Sensoji Temple from Kimono rental shop.



7 min.



3 (c.) Suzukien Asakusa



2:00 PM to 2:30 PM | 30 Minutes

- 4 minutes' walk to Suzukien Asakusa from Sensoji Temple.



3 (d.) Asakusa Denboin-Dori




2:30 PM to 3:00 PM | 30 Minutes

- 7 minutes' walk to Asakusa Denboin-Dori from Suzukien Asakusa.

Day 4 in Tokyo - Asakusa



2 min.



3 (e.) Nakamise Shopping Street



3:00 PM to 4:00 PM | 1 Hour

- 2 minutes' walk to Nakamise Shopping Street from Asakusa Denboin-Dori.



3 min.



3 (f.) Rickshaw Ride




4:00 PM to 4:30 PM | 30 Minutes

- 2 minutes' walk to Kaminarimon Gate (The location where you can take a rickshaw) from Nakamise Shopping Street.
- There are several rickshaw tour packages on offer—30 minutes tour, 1-hour tour, and 2 hours tour. Check out [here](#) for the rickshaw tour packages.



3 min.



3 (g.) Shin-Nakamise Shopping Street




4:30 PM to 5:30 PM | 1 Hour

- 3 minutes' walk to Shin-Nakamise Shopping Street from Kaminarimon Gate.



5 min.



3 (h.) Asakusa Culture Tourist Information Center



5:30 PM to 6:00 PM | 30 minutes

- 3 minutes' walk to Asakusa Culture Tourist Information Center from Shin-Nakamise Shopping Street.



3 (i.) Tendon Tenya



6:00 PM to 6:30 PM | 30 Minutes

- 5 minutes' walk to Tendon Tenya from Asakusa Culture Tourist Information Center.



[Tendon Tenya](#) | [Unatoto](#)
Dinner

Day 5 in Tokyo



Take a Day Trip to Mt Fuji from Tokyo



Full Day

- Know more about Mt Fuji and how to go there in my article:

<https://preparetravelplans.com/tokyo-to-mount-fuji-day-trip/>



The easy way to visit Mount Fuji from Tokyo is to join one of these bus tours - [Bus Tour 1](#) | [Bus Tour 2](#) | [Bus Tour 3](#) | [Bus Tour 4](#)



You can book a private car charter service [here](#), which will take you to visit the Mount Fuji area directly from Tokyo.

Day 6 in Tokyo



Tokyo DisneySea



Full Day



Book your DisneySea tickets [here](#) before you kick off your trip. Buying tickets online allows you to bypass the long queues and enter the park directly. You simply scan your e-ticket at the entry gate and start your DisneySea adventure in no time!

- For the best attractions and rides at Tokyo DisneySea, you can find it here:
<https://preparetravelplans.com/tokyo-disneysea-guide/>
- To know how to get there, you can find it here:
<https://preparetravelplans.com/how-to-go-to-tokyo-disneyland-and-disneysea/>



There are many restaurants inside DisneySea so nothing to worry about during your trip. You can choose from a variety of options and conveniently take your lunch and dinner in the park.

Day 7 in Tokyo



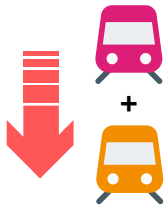
1. Tokyo Metropolitan Government Building



9:00 AM to 10:30 AM | 1.5 Hours

- Take the Toei Oedo Line to Tochomae Station. From there, you go out of Exit A4 and follow by 1 minute's walk to Tokyo Metropolitan Government Building.

30 min.



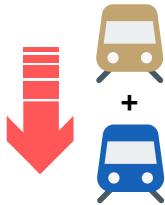
2. Ginza



11:00 AM to 1:00 PM | 2 Hours

- See page 16 for more details.

20 min.



3. Odaiba



1:20 PM to 8:50 PM | 7.5 Hours

- Take the Yurakucho Line from Ginza-itchome Station to Toyosu Station. At Toyosu Station, you transfer to Yurikamome Line and go to Shin-Toyosu Station.
- See page 17 and 18 for more details.

Day 7 in Tokyo - Ginza



2 min.



2 (a.) Fujiya Candy Shop




11:00 AM to 11:05 AM | 5 Minutes

- Take the Toei Oedo Line from Tochomae Station to Aoyama-Itchome Station. Then, transfer to the Tokyo Metro Ginza Line and head to Ginza Station. Once there, exit through Exit B10. After exiting, take a U-turn, and you'll see the Fujiya Candy Shop.



3 min.




2 (b.) Manneken



11:05 AM to 11:10 AM | 5 Minutes

- 2 minutes' walk to Manneken from Fujiya Candy Shop.



3 min.



2 (c.) Art Aquarium



11:10 AM to 12:10 PM | 1 Hour

- 3 minutes' walk to Art Aquarium from Manneken.



2 (d.) Ippudo



12:10 PM to 1:00 PM | 50 minutes

- 3 minute's walk to Ippudo from Art Aquarium.



Day 7 in Tokyo - Odaiba



18 min.



3 (a.) teamLab Planets TOKYO



1:20 PM to 3:20 PM | 2 Hours



Book your teamLab Planets tickets [here](#) before you go, because the tickets to the museum sold out almost every day.

- Take the Yurakucho Line from Ginza-itchome Station to Toyosu Station. At Toyosu Station, you transfer to Yurikamome Line and go to Shin-Toyosu Station. From there, you go out of Exit 1A and follow by 1 minute's walk to teamLab Planets TOKYO.

3 (b.) Unicorn Gundam Statue




3:20 PM to 3:25 PM | 5 Minutes

- Take the Yurikamome Line from Shin-Toyosu Station to Daiba Station. From there, you go out of Exit 1A and follow by 5 minutes' walk to Unicorn Gundam Statue.



5 min.



3 (c.) Fuji Television Building



3:25 PM to 4:25 PM | 1 Hour

- 5 minutes' walk to Fuji Television Building from Unicorn Gundam Statue.



5 min.



3 (d.) Odaiba Statue of Liberty



4:25 PM to 4:30 PM | 5 Minutes

- 5 minutes' walk to Odaiba Statue of Liberty from Fuji Television Building.



Day 7 in Tokyo - Odaiba



2 min.  

3 (e.) Odaiba Takoyaki Museum

 **4:30 PM to 5:00 PM | 30 Minutes**

- 6 minutes' walk to Odaiba Takoyaki Museum from Odaiba Statue of Liberty.




3 min.  

3 (f.) Odaiba Seaside Park


 **5:00 PM to 6:00 PM | 1 Hour**

- 2 minutes' walk to Odaiba Seaside Park from Odaiba Takoyaki Museum.



3 min.  

3 (g.) Tokyo Joypolis

 **6:00 PM to 8:00 PM | 2 Hours**



Book your Tokyo Joypolis tickets [here](#) and get up to 20% extra discount!

- 3 minutes' walk to Tokyo Joypolis from Odaiba Seaside Park.



3 (h.) Eggs 'n Things

 **8:00 PM to 8:50 PM | 50 Minutes**

- 3 minutes' walk to Eggs 'n Things from Tokyo Joypolis.



[Eggs 'n Things](#) | [Kua Aina Aqua City](#)
Dinner

Photo by klook



The number of hours and minutes noted above correspond to the recommended time duration to be spent on each attraction.



Wishing you a fun and wonderful trip to Tokyo!