

3 DAY BUSAN ITINERARY

In This Itinerary, You'll Know:

- ✓ Must visit attractions in Busan
- ✓ Recommended time to spend at each attraction
- ✓ The most beautiful places in Busan
- ✓ What to eat in Busan
- ✓ How to go to Busan's attractions







Resources:



- For my detailed Busan itinerary, you can find it here:
<https://preparetravelplans.com/busan-itinerary/>
- For Busan 3-day itinerary map, you can find it here:
<https://preparetravelplans.com/go/busan-itinerary-map/>
- For my detailed Seoul itinerary, you can find it here:
<https://preparetravelplans.com/seoul-itinerary/>

Below, I have gathered the lists on: 🙌

- 1. Where to buy discounted attraction tickets to save you money
- 2. Reliable bus tours in Busan
- 3. Where to rent a reliable and unlimited high-speed portable WiFi device
- 4. Where you can book a transfer to or from Gimhae airport
- 5. My most recommended Busan accommodation for easy access to Busan's attractions

 Discounted Attraction Ticket/ Other	Where to Buy?
Lotte World Adventure Busan 🙌	Check Out Here
SEA LIFE Busan Aquarium 🙌	Check Out Here
Songdo Sea Cable Car 🙌	Check Out Here
 Busan Bus Tour	Where to Book?
Bus Tour 1 (Haedong Yonggung Temple, Oryukdo Skywalk, Gamcheon Culture Village and more.) 🙌	Check Out Here
Bus Tour 2 (Haedong Yonggungsa Temple, Songdo Skywalk, Gamcheon Culture Village and more.) 🙌	Check Out Here
 Private Car Charter	Where to Book?
Private Van with Professional English-speaking Driver	Check Out Here
 Rent a Pocket WiFi	Where to Book?
Unlimited High-Speed Portable WiFi Device 🙌	Check Out Here
 Airport Transfer	Where to Book?
Private Gimhae International Airport Transfer	Check Out Here
 Highly Recommended Hotel in Haeundae	Price
MS Hotel Haeundae	Check Out Here
Best Western Haeundae Hotel	Check Out Here
Shilla Stay Haeundae	Check Out Here
Paradise Hotel Busan	Check Out Here

Day 1 in Busan



1 hr



1.5 hrs



1. Haeundae Blueline Park

Mipo
Station



Cheongsapo
Station

 **9:30 AM to 10:00 AM | 30 Minutes**

Option 1:

- 17 minutes' walk to Haeundae Blueline Park (Mipo Station) from Haeundae Beach. [[See here](#) for more info]

Option 2:

- Take the Metro Line 2 to Jung-dong Station. From there, you go out of Exit 7 and walk to Haeundae Blueline Park (Mipo Station) for about 15 minutes. [[See here](#) for more info]

2. Haedong Yonggungsa Temple

 **11:00 PM to 12:30 PM | 1.5 Hours**

Option 1:

- Take the Bus Haeundae-gu No.10 from the bus stop of Cheongsapo to Daewoo apartment. From there, cross the road to the opposite bus stop and take the Bus No. 100 to Haedong Yonggungsa Temple. [[See here](#) for more info]

Option 2:

- Ride a taxi from Cheongsapo Station to Haedong Yonggungsa Temple. The taxi fare is around 10,000 won.
- Know more about Haedong Yonggungsa Temple in my article:

<https://preparetravelplans.com/haedong-yonggungsa-temple-guide/>

3. Oryukdo Skywalk

 **2:00 PM to 3:30 PM | 1.5 Hours**

- Take the Bus No. 181 from Haedong Yonggungsa Temple to Haeundae Station. At Haeundae Station, take the Metro Line 2 to Kyungsoo Univ. Pukyoong Nat'l Univ. Station. From there, you go out of Exit 5 and walk to the bus stop of Kyungsoo University. Afterward, take the Bus No. 24 to Oryukdo Skywalk. [[See here](#) for more info]

Alternative Solution:

Join this famous [Bus Tour 1](#) or [Bus Tour 2](#) in Busan. Both cover Haedong Yonggungsa Temple, Busan Skywalk, Gamcheon Culture Village and more! :)



Lunch

When you get off the Bus No. 181 at Haeundae Station, you may take your lunch at [Goraesa Fishcake Shop](#) or [Haemok](#). These 2 restaurants are very near to Haeundae Station.



The number of hours and minutes noted above correspond to the recommended time duration to be spent on each attraction.



1 min.



4. SEA LIFE Busan Aquarium



4:30 PM to 6:00 PM | 1.5 Hours

- Take the Bus No. 131 from Oryukdo Skywalk to the bus stop of Kyungsung Univ. Pukyeong Nat'l Univ. From there, you transfer to Bus No. 1003 and go to Busan aquarium (at Haeundae Beach). [[See here](#) for more info]



[Check out Busan aquarium tickets here](#) and get an extra discount!



3 min.



5. Haeundae Beach



6:00 PM to 7:30 PM | 1.5 Hours

- 1 minute's walk to Haeundae Beach from SEA LIFE Busan Aquarium.



6. Haeundae Street and Haeundae Market



7:30 PM to 8:30 PM | 1 Hour

- 3 minutes' walk to Haeundae Street and Haeundae Market from Haeundae Beach.



Dinner

[Miryang Sundae Dwaeji Gukbap](#) | [Oh Banjang](#) | [Haeundae Amsogalbi-jip](#) | [Geumsu Bokguk](#)



The number of hours noted above correspond to the recommended time duration to be spent on each attraction.

Day 2 in Busan



20 min.



1. Gamcheon Culture Village



9:00 AM to 12:00 PM | 3 Hours

- Board the Metro Line 1 to Jagalchi Station. From there, you go out of Exit 1 and walk to the bus stop of Chungmu Market. Afterward, take the Bus Seogu 2-2 to Gamcheon Culture Village.
- Know more about Gamcheon Culture Village and how to go there in my article:

<https://preparetravelplans.com/gamcheon-culture-village-guide/>

Alternative Solution:

Join this famous [Bus Tour 1](#) or [Bus Tour 2](#) in Busan. Both cover Haedong Yonggungsa Temple, Busan Skywalk, Gamcheon Culture Village and more! :)



6 min.



2. Jagalchi Market



12:00 PM to 1:30 PM | 1.5 Hours

- Take the Bus Seogu 2-2 from Gamcheon Culture Village to the bus stop of Chungmu Market. Then walk to Jagalchi Market. [[See here](#) for more info]
- Jagalchi Market, Gukje Market, Yongdusan Park, Gwangbokro Fashion Street and BIFF Square are all very close, you can visit all these places in one day. Check out the [map here](#) to get an idea.



Lunch

[Jacky's Seafood @ Jagalchi Market](#) | [Daeseong Sashimi](#) | [Nampo Samgyetang](#) | [Abiko](#)

3. Gukje Market



1:30 PM to 3:00 PM | 1.5 Hours

- 6 minutes' walk to Gukje Market from Jagalchi Market.



The number of hours noted above correspond to the recommended time duration to be spent on each attraction.



2 min.



4. Yongdusan Park and Busan Tower




3:00 PM to 4:30 PM | 1.5 Hours

- 5 minutes' walk to Yongdusan Park from Gukje Market.



1 min.



5. Gwangbokro Culture and Fashion Street



4:30 PM to 6:30 PM | 2 Hours

- 2 minutes' walk to Gwangbokro Fashion Street from Yongdusan Park.



6. BIFF Square & Nampodong Street



6:30 PM to 9:00 PM | 2.5 Hours

- 1 minute' walk to BIFF Square from Gwangbokro Fashion Street.



Dinner Must try foods at BIFF Square: Ssiat Hotteok (Korean Sweet Pancake), Korean Fried Chicken, Korean Chicken Skewer, Grilled Scallop and Twist Ice Cream.



The number of hours noted above correspond to the recommended time duration to be spent on each attraction.

Day 3 in Busan



Lotte World Adventure Busan



Full Day

- Board the Metro Line 2 from Haeundae Station to BEXCO Station. At BEXCO Station, transfer to Donghae Line and go to OSIRIA Station. Take Exit 1 and follow by 10 minutes' walk to Lotte World. [[See here](#) for more info]
- Know more about Lotte World Busan and how to go there in my article:

<https://preparetravelplans.com/lotte-world-adventure-busan/>



[Check out Lotte World tickets here](#) and get up to 15% extra discount!



Lunch

The Rollercoaster Restaurant, or Food Drop Restaurant, is an extraordinary eatery situated in the Royal Garden Zone of Lotte World Busan. The food is served to the customers via rollercoaster tracks, and the menu includes a variety of dishes such as hamburgers, pasta, steaks, chicken, and other choices.

Have One More Day in Busan?



1. Songdo Sea Cable Car



9:00 AM to 12:00 PM | 3 Hours

- Take the Metro Line 1 to Nampo Station. From there, you go out of Exit 1 and take the Bus No. 6, 26, 30, or 71 to Amnam Dongbu Community Center bus stop. From there, walk to the cable car station in 10 minutes.
- Know more about Songdo Sea Cable Car and how to go there in my article:

<https://preparetravelplans.com/songdo-cable-car-guide/>



[Check out the cable car tickets here](#) and get up to 10% extra discount!

Alternative Solution:

Join this [Busan Bus Tour](#) that takes you directly to the Songdo Cable Car Station.

1 min.



2. Songdo Cloud Trails



12:00 PM to 1:00 PM | 1 Hour

- 1 minute' walk to Songdo Cloud Trails from the cable car station.

22 min.



3. Lotte Department Store (Gwangbok Branch)



1:30 PM to 4:30 PM | 3 Hours

- Walk from Songdo Cloud Trails to the bus stop of Amnam Dongbu Community Center. Then, take the Bus No. 6 or 71 to the bus stop near Exit 6 of Nampo Station. From there, walk to Lotte Department Store. [\[See here for more info\]](#)

14 min.



Lunch

There is a large food court on the basement 1 of the department store.

4. Seomyeon



4:30 PM to 9:30 PM | 5 Hours

- Take the Metro Line 1 from Nampo Station to Seomyeon Station. Go to Exit 12 for direct access to the Seomyeon Underground Shopping Center.
- Must visit places: Seomyeon Shopping District, Seomyeon Underground Shopping Center and Pojangmacha Street. For more details, you can read my article on [Busan itinerary here](#).



Dinner

You can take your dinner at Seomyeon Pojangmacha Street.



The number of hours noted above correspond to the recommended time duration to be spent on each attraction.



Wishing you a fun and wonderful trip to Busan!