

7 DAY SEOUL ITINERARY

In This Itinerary, You'll Know:

- ✓ Must visit attractions in Seoul
- ✓ Recommended time to spend at each attraction
- ✓ The most popular shopping streets in Seoul
- ✓ What to eat in Seoul
- ✓ How to go to Seoul's attractions








Resources:



- For my detailed Seoul itinerary, you can find it here:
<https://preparetravelplans.com/seoul-itinerary/>
- For Seoul 7-day itinerary map, you can find it here:
<https://preparetravelplans.com/go/seoul-itinerary-map/>
- For all my Seoul articles, you can find it here:
<https://preparetravelplans.com/seoul/>
- For a complete guide to taking the KTX train from Seoul to Busan, you can find it here:
<https://preparetravelplans.com/seoul-to-busan-guide/>

Below, I have gathered the lists on: 🙌👉

- 1. Where to buy discounted attraction tickets to save you money
- 2. Reliable and safe bus transportation for day trips
- 3. Where to rent a reliable and unlimited high-speed portable WiFi device
- 4. Where you can book a transfer to or from Incheon airport
- 5. My most recommended Seoul accommodation for easy access to Seoul's attractions

 Discounted Attraction Ticket/ Other	Where to Buy?
Everland 🙌👉	Check Out Here
Lotte World Seoul 🙌👉	Check Out Here
N Seoul Tower	Check Out Here
Nanta Show (Myeongdong) 🙌👉	Check Out Here
Rent Hanbok Experience (Hanboknam Gyeongbokgung Store) with Korean Hairstyling 🙌👉	Check Out Here
Alive Museum & Dynamic Maze	Check Out Here
 Transportation Service	Where to Book?
Everland Shuttle Bus (Popular)	Check Out Here
Everland Shuttle Bus + Entrance Ticket (Convenient)	Check Out Here
Nami Island Shuttle Bus 1 (Popular & Got 7 Choices)	Check Out Here
Nami Island Shuttle Bus 2 (Popular & Got 3 Choices)	Check Out Here
Private Car or Van to Nami Island	Check Out Here
Alpaca World, Nami Island, and The Garden of Morning Calm or Gangchon Rail Bike with Shuttle Bus (Popular)	Check Out Here
Alpaca World and Legoland with Shuttle Bus (Popular)	Check Out Here
Alpaca World and Jade Garden with Shuttle Bus	Check Out Here
Demilitarized Zone with Shuttle Bus	Check Out Here
Vivaldi Park Snowy Land with Shuttle Bus	Check Out Here
 Private Car Charter	Where to Book?
Private Car or Van with Professional English-speaking Driver	Check Out Here
 Rent a Pocket WiFi	Where to Book?
Unlimited High-Speed Portable WiFi Device 🙌👉	Check Out Here
 Airport Transfer	Where to Book?
Private Incheon International Airport Transfer	Check Out Here
 Highly Recommended Hotel in Myeongdong	Price
Nine Tree Hotel	Check Out Here
Myeongdong Skypark 3 Hotel	Check Out Here
L7 Myeongdong Hotel	Check Out Here
Hotel Skypark Central	Check Out Here
 Seoul to Busan KTX Train Ticket	Where to Book?
Korea Rail Pass (KR Pass) 🙌👉	Check Out Here

Day 1 in Seoul



25 min.



+



1. Myeongdong Cathedral



11:00 AM to 1:00 PM | 2 Hours

- Take the Subway Line 4 to Myeongdong Station. From there, you go out of Exit 8 and walk to Myeongdong Cathedral.



Lunch

[Wangbijib](#) | [Isaac Toast & Coffee](#) | [Baekje Samgyetang](#) | [Yoogane](#)



19 min.



+



2. Namsan Seoul Tower



1:00 PM to 4:30 PM | 3.5 Hours



[Book your N Seoul Tower tickets here](#) and get extra up to 45% OFF!

- Take the free shuttle bus (label as "NAMSAN CABLE CAR") from the Exit 1 of Myeongdong Station to Namsan Cable Car Station. Afterward, take the cable car to Namsan Seoul Tower.
- Know more about Namsan Seoul Tower and how to go there in my article:

<https://preparetravelplans.com/namsan-seoul-tower-guide/>



3. Myeongdong Shopping Street



4:30 PM to 9:30 PM | 5 Hours



[Book your Nanta Show tickets here](#) and get up to 35% extra discount!

- Take the cable car from Namsan Seoul Tower back to Namsan Cable Car Station. Then take the free shuttle bus back to Myeongdong Station.
- Know more about Myeongdong Shopping Street and how to go there in my article:

<https://preparetravelplans.com/myeongdong-shopping-street-guide/>



Dinner

[Chir Chir Fried Chicken](#) | [Jogabi Seafood Restaurant](#) | [Myeongdong Kyoja](#) | [BHC Chicken](#)



The number of hours noted above correspond to the recommended time duration to be spent on each attraction.

Day 2 in Seoul



18 min.



1. Gyeongbokgung Palace



9:00 AM to 1:00 PM | 4 Hours

- Take the Subway Line 3 to Gyeongbokgung Station. From there, you go out of Exit 5, which is connected to Gyeongbokgung Palace.
- Check out [this shop](#) that offers excellent hanbok rental service. On top of that, they also provide hairstyling for women.
- Know more about Gyeongbokgung Palace and how to go there in my article:

<https://preparetravelplans.com/gyeongbokgung-palace-guide/>



Lunch

[Tosokchon Samgyetang](#) | [Kandasoba](#) | [Sambaek Jip](#) | [Beezza](#)



4 min.



2. Ewha Street



1:00 PM to 5:00 PM | 4 Hours

- Take the Subway Line 3 from Gyeongbokgung Station to Euljiro 3(sam)-ga Station. At Euljiro 3(sam)-ga Station, you transfer to Subway Line 2 and go to Ewha Womans University Station. From there, you go out of Exit 2 and you'll see Ewha Street ahead.
- Know more about Ewha Street and how to go there in my article:

<https://preparetravelplans.com/ewha-womans-university-shopping-street/>



3. Hongdae Street



5:00 PM to 9:00 PM | 4 Hours

- Take the Subway Line 2 from Ewha Womans University Station to Hongik University Station. From there, you go out of Exit 9 and Hongdae Street is just on your left.
- Know more about Hongdae Street and how to go there in my article:

<https://preparetravelplans.com/hongdae-things-to-do/>



Dinner

[Hongdae Dakgalbi](#) | [Saemaul Restaurant](#) | [Kyochon Chicken](#) | [Myth Jokbal](#)



The number of hours noted above correspond to the recommended time duration to be spent on each attraction.

Day 3 in Seoul



Option 1 - Everland



Full Day



[Check out Everland tickets here](#) and get extra up to 44% OFF!

- **Method 1 (Shuttle Bus):** [Book the shuttle bus here](#) and it will take you directly to the Everland bus terminal. From there, you can take Everland's free shuttle bus to Everland in just 5 minutes.

Assembly Locations: Myeongdong Station, Exit 2 | Hongik Univ. Station, Exit 4 (Hongdae) | Seoul Station, Exit 10 | Dongdaemun History & Culture Park Station, Exit 11

- **Method 2 (Express Bus + Entrance Ticket):** [Book the express bus here](#) and it will take you directly to Everland.


Assembly Locations: Myeongdong Station, Exit 2 | Hongik Univ. Station, Exit 4 (Hongdae) | Dongdaemun History & Culture Park Station, Exit 10

- Know more about Everland and how to go there in my article:

<https://preparetravelplans.com/everland-theme-park-guide/>



You can take your lunch and dinner in the park.



Option 2 - Lotte World Seoul



Full Day



[Check out Lotte World tickets here](#) and get up to 40% extra discount!

- Take the Subway Line 2 or Line 8 to Jamsil Station. From there, you go out of Exit 4, which is connected to Lotte World.
- Know more about Lotte World and how to go there in my article:

<https://preparetravelplans.com/lotte-world-theme-park-seoul/>



You can take your lunch and dinner in the park.

Day 4 in Seoul



Day Trip to Nami Island, Garden of Morning Calm, Petite France and Gangchon Rail Bike



Full Day

The **best and easiest way** to get to Nami Island and its nearby attractions is to book one of the following famous shuttle buses:

1. [Click here](#) to check prices and learn more about Nami Island shuttle bus 1 **(Popular and Got 7 Choices)**.

Assembly Locations: Myeongdong Station, Exit 2 | Hongik Univ. Station, Exit 4 (Hongdae) | Dongdaemun History & Culture Park Station, Exit 10

2. [Click here](#) to check prices and learn more about Nami Island shuttle bus 2 **(Popular and Got 3 Choices)**.

Assembly Locations: Myeongdong Station, Exit 4 | Hongdae Starbucks (Close to Hongik Univ. Station, Exit 8) | Hotel the Designers (Close to Dongdaemun History & Culture Park Station, Exit 5)

- Know more about the best things to do in Nami Island in my article:

<https://preparetravelplans.com/things-to-do-in-nami-island/>

- Know more about how to go to Nami Island in my article:

<https://preparetravelplans.com/nami-island-guide/>

Day 5 - Explore Beyond Seoul



Option 1 - Alpaca World and Legoland



Full Day

1. [Book the shuttle bus here](#) and it will take you directly to Alpaca World, Nami Island, and The Garden of Morning Calm or Gangchon Rail Bike. **(Option 1)**

Assembly Locations: Myeongdong Station, Exit 4 | Hongdae Starbucks (Close to Hongik Univ. Station, Exit 8) | Hotel the Designers (Close to Dongdaemun History & Culture Park Station, Exit 5)

- Know more about Alpaca World Korea and how to go there in my article:

<https://preparetravelplans.com/alpaca-world-korea/>

2. [Book the shuttle bus here](#) and it will take you directly to Alpaca World and Legoland. **(Option 2)**

Assembly Locations: Myeongdong Station, Exit 2 | Hongik Univ. Station, Exit 8 (Hongdae)

- Know more about the best things to do in LEGOLAND Korea in my article:

<https://preparetravelplans.com/legoland-korea-resort-guide/>



Option 2 - Alpaca World and Jade Garden



Full Day

- [Book the shuttle bus here](#) and it will take you directly to Alpaca World and Jade Garden.

Assembly Locations: Myeongdong Station, Exit 2 | Hongik Univ. Station, Exit 4 (Hongdae) | Dongdaemun History & Culture Park Station, Exit 10

- Know more about Alpaca World Korea and how to go there in my article:

<https://preparetravelplans.com/alpaca-world-korea/>



Option 3 - Demilitarized Zone



Full Day

- [Book the shuttle bus here](#) and it will take you directly to Demilitarized Zone.

Assembly Locations: Myeongdong Station, Exit 9 | Hongik Univ. Station, Exit 3 (Hongdae) | Dongdaemun History & Culture Park Station, Exit 8



Option 4 - Vivaldi Park Snowy Land (Only Best in Winter)



Full Day

- [Book the shuttle bus here](#) and it will take you directly to Vivaldi Park Snowy Land.

Assembly Locations: Myeongdong Shinsegae Duty Free Store (Close to Myeongdong Station, Exit 7) | Starbucks at Hongik Univ. Station near Exit 8



Day 6 in Seoul



12 min.



1. Bukchon Hanok Village



10:00 AM to 1:30 PM | 3.5 Hours

- Take the Subway Line 3 to Anguk Station. From there, you go out of Exit 2 and follow by 11 minutes' walk to Bukchon Hanok Village.
- Know more about Bukchon Hanok Village and how to go there in my article:

<https://preparetravelplans.com/bukchon-hanok-village/>



Lunch

[Cafe Onion Anguk](#) | [Downtowner Anguk](#) | [Kkangtong Mandu](#)

2. Insadong Street



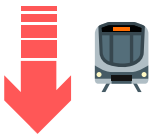
1:30 PM to 4:30 PM | 3 Hours

- 12 minutes' walk to Insadong Street from Bukchon Hanok Village.
- Know more about Insadong Street and how to go there in my article:

<https://preparetravelplans.com/insadong-traditional-street-guide/>



10 min.



3. Dongdaemun Market



4:30 PM to 9:30 PM | 5 Hours

- Take the Subway Line 5 from Jongno 3(sam)-ga Station to Dongdaemun History & Culture Park Station. From there, you go out of Exit 14 to the Hello apM and Migliore malls. For Dongdaemun Design Plaza (DDP), you should go out of Exit 1.
- Know more about Dongdaemun Market and how to go there in my article:

<https://preparetravelplans.com/dongdaemun-market-shopping-guide/>



Dinner

[Hanam Pig BBQ](#) | [Shake Shack Doota](#) | [Jinokhwa Halmae Wonjo Dakhanmari](#) | [Kyochon Chicken](#)



The number of hours noted above correspond to the recommended time duration to be spent on each attraction.

Day 7 in Seoul



1. Deoksugung Seoul



11:00 AM to 1:00 PM | 2 Hours

- Take the Subway Line 1 to City Hall Station. From there, you go out of Exit 2 and then walk to Deoksugung Palace for about 4 minutes.

6 min.



10 min.



2. Gwangjang Market



1:00 PM to 4:00 PM | 3 Hours

- Take the Subway Line 1 from City Hall Station to Jongno 5(o)-ga Station. From there, you go out of Exit 7 or Exit 8 and then walk to the market for about 1 minute.



Lunch

Recommended foods to try:

Twisted Korean Doughnuts | Bindaetteok (Mung Bean Pancakes) | Mandu (Boiled Korean Dumplings) | Tteokbokki (Cylinder Shaped Rice Cakes)

3. Cheonggyecheon Stream



4:00 PM to 6:00 PM | 2 Hours

- Take the Subway Line 1 from Jongno 5(o)-ga Station to City Hall Station. From there, you go out of Exit 4 and walk to Cheonggyecheon Stream for about 4 minutes.



Dinner

[Wangbijib Jongno](#) | [Gadden Sushi](#) | [The Pizza Peel](#) | [Jongno Samgyetang](#)



The number of hours noted above correspond to the recommended time duration to be spent on each attraction.



Wishing you a fun and wonderful trip to Seoul!